Can Gut Signals Help Treat Constipation and Diarrhoea?

Chenxi & Saskia

citizens of science

Background

Why does gut movement matter?

The bowel needs to move at the right speed to keep us healthy.



Gut problems can affect quality of life and are **common** in older people and in conditions such as Parkinson's disease and spinal cord injury.

Our body naturally produces signalling molecules called peptide hormones. One of these is INSL5, which can bind to a receptor called RXFP4 in the gut.

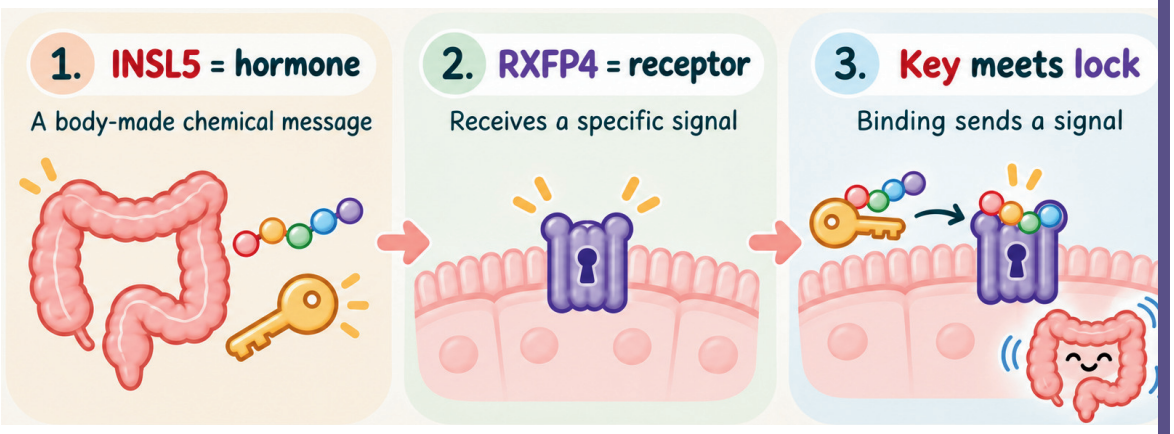

Like a key fitting a lock, INSL5 activates RXFP4 and may help control gut function.

Aim & Hypothesis

AIM:
Understand how the INSL5-RXFP4 pathway affects gut movement.

HYPOTHESIS:

- **Activating RXFP4 with an INSL5-based peptide may improve colorectal movement.**
- **It could be a potential new treatments for bowel disorders.**

Method

A simple test is used in mice to see how fast the lower gut moves.



1. A tiny bead is placed in the mouse's colon.
2. The mouse is watched in a box.
3. The time to pass the bead is recorded.

Shorter time = faster gut movement

Longer time = slower gut movement

Groups compared:

- **Control: normal gut movement**
- **Loperamide: slows gut movement**
- **Loperamide + peptide: tests whether the peptide improves movement**

Pilot Results

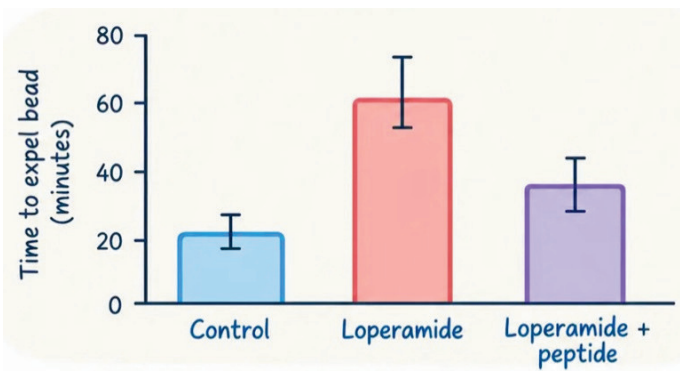

Adding the peptide shortened the time compared with loperamide alone,
Suggesting improved gut movement.

Key Takeaways

The gut has its own signals (such as INSL5) that help control movement.

These signals could be used to develop new treatments for constipation and diarrhoea.

Early results are promising - the peptide improved gut movement in pilot experiment.

What's next?

This research will explore how strongly the INSL5-RXFP4 pathway affects gut movement, and whether it could lead to new treatments for bowel problems.